

**FORM
X-17A-5**

FOCUS REPORT
(Financial and Operational Combined Uniform Single Report)

Part II

(Read instructions before preparing Form)

This report is being filed pursuant to (Check Applicable Block(s)):

- 1) Rule 17a-5(a) 2) Rule 17a-5(b)
 4) Special request by designated examining authority 5) Other

NAME OF BROKER-DEALER
WEDBUSH SECURITIES INC. SEC FILE NO 12987

ADDRESS OF PRINCIPAL PLACE OF BUSINESS (Do not use P.O. Box No.)
1000 WILSHIRE BLVD. SUITE 900 ATTN: BUSINESS CONDUCT (No. and Street) FIRM ID NO 877




LOS ANGELES CA 90017-2457 FOR PERIOD BEGINNING (MM/DD/YY) 07/01/2019
 (City) (State) (Zip Code) AND ENDING (MM/DD/YY) 09/30/2019

NAME AND TELEPHONE NUMBER OF PERSON TO CONTACT IN REGARD TO THIS REPORT
DANIEL BILLINGS CFO (Area Code)---Telephone No. 2136888000

NAME(S) OF SUBSIDIARIES OR AFFILIATES CONSOLIDATED IN THIS REPORT: OFFICIAL USE

DOES RESPONDENT CARRY ITS OWN CUSTOMER ACCOUNT? YES NO
 CHECK HERE IF RESPONDENT IS FILING AN AUDIT REPORT?

EXECUTION:
 The registrant/broker or dealer submitting this form and its attachments and the person(s) by whom it is executed represent hereby that all information contained therein is true, correct and complete. It is understood that all required items, statements, and schedules are considered integral parts of this Form and that the submission of any amendment represents that all unamended items, statements and

Dated 10/24/2019 Electronically submitted through WinJammer
 Manual signatures of:
 1) 
 Principal Executive Officer or Managing Partner - Gary Wedbush / Richard M. Jablonski
 2) 
 Principal Financial Officer or Partner - Daniel Billings
 3) 
 Principal Operations Officer or Partner - Sean Scanlon

Attention - Intentional misstatements or omissions of facts constitute Federal Criminal Violations. (See 18 U.S.C. 1001 and 15 U.S.C. 78:f(a))

**FINANCIAL AND OPERATIONAL COMBINED UNIFORM SINGLE REPORT
PART II**

BROKER OR DEALER:	WEDBUSH SECURITIES INC.	as of: 09/30/2019
--------------------------	-------------------------	--------------------------

STATEMENT OF FINANCIAL CONDITION

As of (MMDDYY)		99
SEC FILE NO. 12987		98
Consolidated		198
Unconsolidated	X	199

ASSETS

	<u>Allowable</u>		<u>Non-Allowable</u>		<u>Total</u>	
1. Cash	\$ 23,904,333	200			\$ 23,904,333	750
2. Cash segregated in compliance with federal and other regulations	1,024,257,019	210			1,024,257,019	760
3. Receivable from brokers or dealers and clearing organizations:						
A. Failed to deliver:						
1. Includable in "Formula for Reserve Requirements"	5,126,556	220				
2. Other	42,071,631	230			47,198,187	770
B. Securities borrowed:						
1. Includable in "Formula for Reserve Requirements"	225,476,416	240				
2. Other	2,848,589,057	250			3,074,065,473	780
C. Omnibus accounts:						
1. Includable in "Formula for Reserve Requirements"	0	260				
2. Other	5,578,804	270			5,578,804	790
D. Clearing organizations:						
1. Includable in "Formula for Reserve Requirements"	3,964,812	280				
2. Other	493,861,334	290			497,826,146	800
E. Other	0	300	\$ 272,714	550	272,714	810
4. Receivables from customers:						
A. Securities accounts:						
1. Cash and fully secured accounts	446,897,744	310				
2. Partly secured accounts	1,693,026	320	1,849,187	560		
3. Unsecured accounts			22,695,933	570		
B. Commodity accounts	221,259	330	936,107	580		
C. Allowance for doubtful accounts	(500,000)	335	(955,602)	590	472,837,654	820
5. Receivables from non-customers:						
A. Cash and fully secured accounts	75,330,924	340				
B. Partly secured and unsecured accounts	0	350	7,743,974	600	83,074,898	830
6. Securities purchased under agreements to resell	1,729,168,560	360	0	605	1,729,168,560	840
7. Securities and spot commodities owned, at market value:						
A. Bankers acceptances, certificates of deposit and commercial paper	0	370				
B. U.S. and Canadian government obligations	273,756,349	380				
C. State and municipal government obligations	55,952,585	390				
D. Corporate obligations	89,681	400				

**FINANCIAL AND OPERATIONAL COMBINED UNIFORM SINGLE REPORT
PART II**

BROKER OR DEALER:	WEDBUSH SECURITIES INC.	as of: 09/30/2019
--------------------------	-------------------------	-------------------

STATEMENT OF FINANCIAL CONDITION

ASSETS

	<u>Allowable</u>		<u>Non-Allowable</u>		<u>Total</u>	
E. Stock and warrants	\$ 3,806,352	410				
F. Options	0	420				
G. Arbitrage	0	422				
H. Other securities	15,000,000	424				
I. Spot commodities	0	430				
J. Total Inventory - includes encumbered securities of \$59,836,395 [120]					\$ 348,604,967	850
8. Securities owned not readily marketable:						
A. At Cost \$0 [130]	0	440	\$ 8,556,501	610	8,556,501	860
9. Other investments not readily marketable:						
A. At Cost \$0 [140]						
B. At estimated fair value	0	450	359,654	620	359,654	870
10. Securities borrowed under subordination agreements and partners' individual and capital securities accounts, at market value:						
A. Exempted securities \$0 [150]						
B. Other \$0 [160]	0	460	0	630	0	880
11. Secured demand notes - market value of collateral:						
A. Exempted securities \$0 [170]						
B. Other \$0 [180]	0	470	0	640	0	890
12. Memberships in exchanges:						
A. Owned, at market value \$0 [190]						
B. Owned at cost			3,609,010	650		
C. Contributed for use of company, at market value			0	660	3,609,010	900
13. Investment in and receivables from affiliates, subsidiaries and associated partnerships	0	480	10,212,915	670	10,212,915	910
14. Property, furniture, equipment, leasehold improvements and rights under lease agreements:						
At cost (net of accumulated depreciation and amortization)	31,225,676	490	363,352	680	31,589,028	920
15. Other Assets:						
A. Dividends and interest receivable	14,664,422	500	1,056,182	690		
B. Free shipments	0	510	0	700		
C. Loans and advances	0	520	0	710		
D. Miscellaneous	5,191,266	530	27,043,027	720		
E. Collateral accepted under SFAS 140	0	536				
F. SPE Assets	0	537			47,954,897	930
16. TOTAL ASSETS	\$ 7,325,327,806	540	\$ 83,742,954	740	\$ 7,409,070,760	940

FINANCIAL AND OPERATIONAL COMBINED UNIFORM SINGLE REPORT
PART II

BROKER OR DEALER:

WEDBUSH SECURITIES INC.

as of: 09/30/2019

STATEMENT OF FINANCIAL CONDITION
LIABILITIES AND OWNERSHIP EQUITY

<u>Liabilities</u>	<u>A.I.</u> <u>Liabilities *</u>		<u>Non-A.I.</u> <u>Liabilities *</u>		<u>Total</u>	
17. Bank loans payable:						
A. Includable in "Formula for Reserve Requirements"	\$ 0	1030	\$ 0	1240	\$ 0	1460
B. Other	0	1040	0	1250	138,919,000	1470
18. Securities sold under repurchase agreements			0	1260	1,087,464,868	1480
19. Payable to brokers or dealers and clearing organizations:						
A. Failed to receive:						
1. Includable in "Formula for Reserve Requirements"	0	1050	0	1270	6,950,973	1490
2. Other	0	1060	0	1280	29,449,454	1500
B. Securities loaned:						
1. Includable in "Formula for Reserve Requirements"	0	1070			79,964,032	1510
2. Other	0	1080	0	1290	2,874,129,235	1520
C. Omnibus accounts:						
1. Includable in "Formula for Reserve Requirements"	0	1090			0	1530
2. Other	0	1095	0	1300	0	1540
D. Clearing organizations:						
1. Includable in "Formula for Reserve Requirements"	0	1100			2,023,284	1550
2. Other	0	1105	0	1310	2,149,618	1560
E. Other	0	1110	0	1320	3,890,118	1570
20. Payable to customers:						
A. Securities accounts - including free credits of \$1,347,226,346 [950]	0	1120			1,804,512,330	1580
B. Commodities accounts	0	1130	0	1330	838,630,675	1590
21. Payable to non customers:						
A. Securities accounts	0	1140	0	1340	95,364,327	1600
B. Commodities accounts	0	1150	0	1350	372,521	1610
22. Securities sold not yet purchased at market value - including arbitrage of \$0 [960]			0	1360	9,534,381	1620
23. Accounts payable and accrued liabilities and expenses:						
A. Drafts payable	0	1160			11,120,439	1630
B. Accounts payable	0	1170			18,517,948	1640
C. Income taxes payable	0	1180			0	1650
D. Deferred income taxes			0	1370	0	1660
E. Accrued expenses and other liabilities	0	1190			58,057,640	1670
F. Other	0	1200	0	1380	36,052,898	1680
G. Obligation to return securities			0	1386	0	1686
H. SPE Liabilities			0	1387	0	1687

* Brokers or Dealers electing the alternative net capital requirement method need not complete these columns.

FINANCIAL AND OPERATIONAL COMBINED UNIFORM SINGLE REPORT
PART II

BROKER OR DEALER:

WEDBUSH SECURITIES INC.

as of: 09/30/2019

STATEMENT OF FINANCIAL CONDITION
LIABILITIES AND OWNERSHIP EQUITY (continued)

<u>Liabilities</u>	A.I. <u>Liabilities *</u>	Non A.I. <u>Liabilities *</u>	<u>Total</u>
24. Notes and mortgages payable:			
A. Unsecured	\$ 0		\$ 0
B. Secured	0	\$ 0	0
25. Liabilities subordinated to claims of general creditors:			
A. Cash borrowings		0	0
1. from outsiders \$0 [970]		1400	1710
2. Includes equity subordination(15c3-1(d)) of \$0 [980]			
B. Securities borrowings, at market value		0	0
1. from outsiders \$0 [990]		1410	1720
C. Pursuant to secured demand note collateral agreements		0	0
1. from outsiders \$0 [1000]		1420	1730
2. Includes equity subordination(15c3-1(d)) of \$0 [1010]			
D. Exchange memberships contributed for use of company, at market value		0	0
E. Accounts and other borrowings not qualified for net capital purposes	0	0	0
26. TOTAL LIABILITIES	\$ 0	\$ 0	\$ 7,097,103,741
	1230	1450	1760
 <u>Ownership Equity</u>			
27. Sole proprietorship			\$ 0
28. Partnership- limited partners	\$ 0		\$ 0
29. Corporation:			
A. Preferred stock			0
B. Common stock			700,000
C. Additional paid-in capital			14,070,221
D. Retained earnings			299,081,660
E. Accumulated other comprehensive income			0
F. Total			313,851,881
G. Less capital stock in treasury			(1,884,862)
30. TOTAL OWNERSHIP EQUITY			\$ 311,967,019
31. TOTAL LIABILITIES AND OWNERSHIP EQUITY			\$ 7,409,070,760

* Brokers or Dealers electing the alternative net capital requirement method need not complete these columns.

FINANCIAL AND OPERATIONAL COMBINED UNIFORM SINGLE REPORT
PART II

BROKER OR DEALER:

WEDBUSH SECURITIES INC.

as of: 09/30/2019

COMPUTATION OF NET CAPITAL

1. Total ownership equity (from Statement of Financial Condition - Item 1800)	\$ 311,967,019	3480	
2. Deduct: Ownership equity not allowable for net capital	0	3490	
3. Total ownership equity qualified for net capital	311,967,019	3500	
4. Add:			
A. Liabilities subordinated to claims of general creditors allowable in computation of net capital	0	3520	
B. Other (deductions) or allowable credits (List)	500,000	3525	
5. Total capital and allowable subordinated liabilities	\$ 312,467,019	3530	
6. Deductions and/or charges:			
A. Total non-allowable assets from Statement of Financial Condition (Notes B and C)	\$ 83,742,954	3540	
1. Additional charges for customers' and non-customers' security accounts	\$ 47,154	3550	
2. Additional charges for customers' and non-customers' commodity accounts	0	3560	
B. Aged fail-to-deliver	1,944,963	3570	
1. Number of items	363	3450	
C. Aged short security differences-less reserve of	\$ 0	3460	0
number of items	0	3470	
D. Secured demand note deficiency	0	3590	
E. Commodity futures contracts and spot commodities proprietary capital charges	121,900	3600	
F. Other deductions and/or charges	11,801,958	3610	
G. Deductions for accounts carried under Rule 15c3-1(a)(6),(a)(7) and (c)(2)(x)	0	3615	
H. Total deductions and/or charges	(97,658,929)	3620	
7. Other additions and/or allowable credits (List)	0	3630	
8. Net Capital before haircuts on securities positions	\$ 214,808,090	3640	
9. Haircuts on securities: (computed, where applicable, pursuant to 15c3-1(f)):			
A. Contractual securities commitments	\$ 0	3660	
B. Subordinated securities borrowings	0	3670	
C. Trading and Investment securities:			
1. Bankers' acceptances, certificates of deposit and commercial paper	0	3680	
2. U.S. and Canadian government obligations	329,377	3690	
3. State and municipal government obligations	3,429,437	3700	
4. Corporate obligations	8,071	3710	
5. Stocks and warrants	1,055,443	3720	
6. Options	0	3730	
7. Arbitrage	0	3732	
8. Other securities	300,000	3734	
D. Undue concentration	0	3650	
E. Other (list)	0	3736	(5,122,328)
10. Net Capital	\$ 209,685,762	3750	

**FINANCIAL AND OPERATIONAL COMBINED UNIFORM SINGLE REPORT
PART II**

BROKER OR DEALER:	WEDBUSH SECURITIES INC.	as of: 09/30/2019
--------------------------	-------------------------	--------------------------

COMPUTATION OF BASIC NET CAPITAL REQUIREMENT

11. Minimum net capital required (6-2/3% of line 19)	\$ 0	3756
12. Minimum dollar net capital requirement of reporting broker or dealer and minimum net capital requirement of subsidiaries computed in accordance with Note (A)	\$ 0	3758
13. Net capital requirement (greater of line 11 or 12)	\$ 0	3760
14. Excess net capital (line 10 less 13)	\$ 0	3770
15. Excess net capital at 1000% (line 10 less 10% of line 19)	\$ 0	3780

COMPUTATION OF AGGREGATE INDEBTEDNESS

16. Total A.I. liabilities from Statement of Financial Condition	\$ 0	3790
17. Add:		
A. Drafts for immediate credit	\$ 0	3800
B. Market value of securities borrowed for which no equivalent value is paid or credited	\$ 0	3810
C. Other unrecorded amounts (List)	\$ 0	3820
18. Deduct: Adjustment based on deposits in Special Reserve Bank Accounts (15c3-1(c)(1)(vii))	\$ 0	3838
19. Total aggregate indebtedness	\$ 0	3840
20. Percentage of aggregate indebtedness to net capital (line 19 divided by line 10)	0.00 %	3850
21. Percentage of aggregate indebtedness to net capital after anticipated capital withdrawals (line 19 divided by line 10 less item 4880 page 11)	0.00 %	3853

COMPUTATION OF ALTERNATIVE NET CAPITAL REQUIREMENT

22. 2% of combined aggregate debit items as shown in Formula for Reserve Requirements pursuant to Rule 15c3-3 prepared as of the date of the net capital computation including both brokers or dealers and consolidated subsidiaries' debits	\$ 15,917,007	3870
23. Minimum dollar net capital requirement of reporting broker or dealer and minimum net capital requirement of subsidiaries computed in accordance with Note (A)	\$ 27,745,932	3880
24. Net capital requirement (greater of line 22 or 23)	\$ 27,745,932	3760
25. Excess net capital (line 10 less line 24)	\$ 181,939,830	3910
26. Percentage of Net Capital to Aggregate Debits (line 10 divided by line 18 page 8)	26%	3851
27. Percentage of Net Capital, after anticipated capital withdrawals, to Aggregate Debits (line 10 less item 4880 page 11 divided by line 18 page 8)	26%	3854
28. Net capital in excess of the greater of:		
A. 5% of combined aggregate debit items or 110% of minimum Net Capital Requirement	\$ 169,893,244	3920

OTHER RATIOS

29. Percentage of debt to debt-equity total computed in accordance with Rule 15c3-1(d)	0.00 %	3860
30. Options deductions/Net Capital ratio (1000% test) total deductions exclusive of liquidating equity under Rule 15c3-1(a)(6),(a)(7) and (c)(2)(x) divided by Net Capital	0.00 %	3852

NOTES:

- (A) The minimum net capital requirement should be computed by adding the minimum dollar net capital requirement of the reporting broker dealer and, for each subsidiary to be consolidated, the greater of:
1. Minimum dollar net capital requirement, or
 2. 6-2/3% of aggregate indebtedness or 2% of aggregate debits if alternative method is used.
- (B) Do not deduct the value of securities borrowed under subordination agreements or secured demand notes covered by subordination agreements not in satisfactory form and the market values of memberships in exchanges contributed for use of company (contra to item 1740) and partners' securities which were included in non-allowable assets.
- (C) For reports filed pursuant to paragraph (d) of Rule 17a-5, respondent should provide a list of material non-allowable assets.

**FINANCIAL AND OPERATIONAL COMBINED UNIFORM SINGLE REPORT
PART II**

BROKER OR DEALER:	WEDBUSH SECURITIES INC.	as of: 09/30/2019
--------------------------	-------------------------	--------------------------

**FORMULA FOR DETERMINATION OF PAB ACCOUNT RESERVE REQUIREMENTS
FOR BROKER AND DEALERS UNDER RULE 15c3-3**

CREDIT BALANCES

1. Free credit balances and other credit balances in PAB security accounts (See Note A)	\$ 140,192,614	2110	
2. Monies borrowed collateralized by securities carried for accounts of PAB (See Note B)	38,993,419	2120	
3. Monies payable against PAB securities loaned (See Note C)	29,387,390	2130	
4. PAB securities failed to receive (See Note D)	1,309,888	2140	
5. Credit balances in firm accounts which are attributable to principal sales to PAB	19,706	2150	
6. Market value of stock dividends, stock splits and similar distributions receivable outstanding over 30 calendar days	0	2152	
7. ** Market value of short security count differences over 30 calendar days old	0	2154	
8. ** Market value of short securities and credits (not to be offset by longs or by debits) in all suspense accounts over 30 calendar days	0	2156	
9. Market value of securities which are in transfer in excess of 40 calendar days and have not been confirmed to be in transfer by the transfer agent or the issuer during the 40 days	0	2158	
10. Other (List)	0	2160	
11. TOTAL PAB CREDITS			\$ 209,903,017

DEBIT BALANCES

12. Debit balances in PAB cash and margin accounts excluding unsecured accounts and accounts doubtful of collection (See Note E)	\$ 139,210,611	2180	
13. Securities borrowed to effectuate short sales by PAB and securities borrowed to make delivery on PAB securities failed to deliver	67,041,195	2190	
14. Failed to deliver of PAB securities not older than 30 calendar days	1,523,210	2200	
15. Margin required and on deposit with the Options Clearing Corporation for all option contracts written or purchased in PAB accounts (See Note F)	0	2210	
16. Margin required and on deposit with a clearing agency registered with the Commission under section 17A of the Act (15 U.S.C. 78q-1) or a derivatives organization registered with the Commodity Futures Trading Commission under section 5b of the Commodity Exchange Act (7 U.S.C.7a-1) related to the following types of positions written, purchased or sold in PAB accounts: (1) security futures products and (2) futures contracts (and options thereon) carried in a securities account pursuant to an SRO portfolio margining rule (See Note G)	0	2215	
17. Other (List)	0	2220	
18. TOTAL PAB DEBITS			\$ 207,775,016

RESERVE COMPUTATION

19. Excess of total PAB debits over total PAB credits (line 18 less line 11)		\$ 0	2240
20. Excess of total PAB credits over total PAB debits (line 11 less line 18)		2,128,001	2250
21. Excess debits in customer reserve formula computation		0	2260
22. PAB Reserve Requirement (line 20 less line 21)		2,128,001	2270
23. Amount held on deposit in "Reserve Bank Account(s)", including \$0 [2275] value of qualified securities, at end of reporting period		10,013,508	2280
24. Amount of deposit (or withdrawal) including \$0 [2285] value of qualified securities		(2,000,000)	2290
25. New amount in Reserve Bank Account(s) after adding deposit or subtracting \$0 [2295] value of qualified securities		\$ 8,013,508	2300
26. Date of deposit (MMDDYY)		10/02/2019	2310

FREQUENCY OF COMPUTATION

Daily 2315 Weekly 2320 Monthly 2330

* See Notes regarding the PAB Reserve Bank Account Computation (Notes 1 through 10)

** In the even the Net Capital Requirement is computed under the alternative method, this "Reserve Formula" shall be prepared in accordance with the requirement of paragraph (a)(1)(ii) of Rule 15c3-1

**SUPPLEMENT TO
FINANCIAL AND OPERATIONAL COMBINED UNIFORM SINGLE REPORT
PART II**

BROKER OR DEALER:	WEDBUSH SECURITIES INC.	as of: 09/30/2019
--------------------------	-------------------------	--------------------------

COMPUTATION OF CFTC MINIMUM NET CAPITAL REQUIREMENT

A.	Risk Based Requirement		
	i. Amount of Customer Risk Maintenance	\$ 346,455,417	7415
	Margin		
	ii. Enter 8% of line A.i	27,716,433	7425
	iii. Amount of Non-Customer Risk Maintenance		
	Margin	368,736	7435
	iv. Enter 8% of line A.iii	29,499	7445
	v. Enter the sum of A.ii and A.iv	27,745,932	7455
B.	Minimum Dollar Amount Requirement	1,000,000	7465
C.	Other NFA Requirement	0	7475
D.	Minimum CFTC Net Capital Requirement. Enter the greatest of lines A.v., B. or C. (See Note)	\$ 27,745,932	7490
E.	CFTC Early Warning Level	\$ 30,520,525	7495

Note: If the Minimum Net Capital Requirement computed on line D (7490) is:

The Risk Based Requirement, enter 110% of line A (7455), or

The Minimum Dollar Requirement of \$1,000,000, enter 150% of line B. (7465), or

The Minimum Dollar Requirement of \$20,000,000 for FCMs offering or engaging in retail forex transactions or Retail Foreign

Exchange Dealers ("RFED"), enter 110% of line B (7465), or

Other NFA Requirement for FCMs offering or engaging in retail forex transaction or Retail Foreign Exchange Dealers ("RFED"), as calculated on line 11.F (8210) of Exchange Supplementary Schedule, enter 110% of line 22.C. (7475), or

**SUPPLEMENT TO
FINANCIAL AND OPERATIONAL COMBINED UNIFORM SINGLE REPORT
PART II**

BROKER OR DEALER:	WEDBUSH SECURITIES INC.	as of: 09/30/2019
--------------------------	-------------------------	-------------------

**STATEMENT OF SEGREGATION REQUIREMENTS AND FUNDS IN SEGREGATION
FOR CUSTOMERS TRADING ON U.S. COMMODITY EXCHANGES**

SEGREGATION REQUIREMENTS(Section 4d(2) of the CEAct)

1.	Net ledger balance		
	A. Cash	\$ 893,523,759	7010
	B. Securities (at market)	186,348,555	7020
2.	Net unrealized profit (loss) in open futures contracts traded on a contract market	(66,593,032)	7030
3.	Exchange traded options		
	A. Add market value of open option contracts purchased on a contract market	2,026,950,683	7032
	B. Deduct market value of open option contracts granted (sold) on a contract market	(2,028,293,358)	7033
4.	Net equity (deficit) (add lines 1, 2 and 3)	1,011,936,607	7040
5.	Accounts liquidating to a deficit and accounts with debit balances		
	- gross amount	1,152,734	7045
	Less: amount offset by customer securities	(220,874)	7047
		931,860	7050
6.	Amount required to be segregated (add lines 4 and 5)	\$ 1,012,868,467	7060

FUNDS IN SEGREGATED ACCOUNTS

7.	Deposited in segregated funds bank accounts		
	A. Cash	258,967,618	7070
	B. Securities representing investments of customers' funds (at market)	15,000,000	7080
	C. Securities held for particular customers or option customers in lieu of cash (at market)	903,986	7090
8.	Margins on deposit with derivatives clearing organizations of contract markets		
	A. Cash	327,639,955	7100
	B. Securities representing investments of customers' funds (at market)	269,416,110	7110
	C. Securities held for particular customers or option customers in lieu of cash (at market)	183,184,909	7120
9.	Net settlement from (to) derivatives clearing organizations of contract markets	(15,510,712)	7130
10.	Exchange traded options		
	A. Value of open long option contracts	2,026,950,683	7132
	B. Value of open short option contracts	(2,028,293,358)	7133
11.	Net equities with other FCMs		
	A. Net liquidating equity	0	7140
	B. Securities representing investments of customers' funds (at market)	0	7160
	C. Securities held for particular customers or option customers in lieu of cash (at market)	0	7170
12.	Segregated funds on hand (describe: See Attached)	2,259,660	7150
13.	Total amount in segregation (add lines 7 through 12)	1,040,518,851	7180
14.	Excess (deficiency) funds in segregation (subtract line 6 from line 13)	\$ 27,650,384	7190
15.	Management Target Amount for Excess funds in segregation	19,000,000	7194
16.	Excess (deficiency) funds in segregation over (under) Management Target Amount Excess	8,650,384	7198

SUPPLEMENT TO
 FINANCIAL AND OPERATIONAL COMBINED UNIFORM SINGLE REPORT
 PART II

BROKER OR DEALER:	WEDBUSH SECURITIES INC.	as of: 09/30/2019
--------------------------	-------------------------	--------------------------

**STATEMENT OF SEGREGATION REQUIREMENTS AND FUNDS IN SEGREGATION
 FOR CUSTOMERS' DEALER OPTIONS ACCOUNTS**

1.	Amount required to be segregated in accordance with Commission regulation 32.6		\$ 0	7200
2.	Funds in segregated accounts			
	A. Cash	\$ 0	7210	
	B. Securities (at market)	0	7220	
	C. Total		0	7230
3.	Excess (deficiency) funds in segregation (subtract line 1. from line 2.C.)		\$ 0	7240

**SUPPLEMENT TO
FINANCIAL AND OPERATIONAL COMBINED UNIFORM SINGLE REPORT
PART II**

BROKER OR DEALER: WEDBUSH SECURITIES INC.

as of: 09/30/2019

**STATEMENT OF SECURED AMOUNTS AND FUNDS HELD IN SEPARATE ACCOUNTS
PURSUANT TO COMMISSION REGULATION 30.7**

FOREIGN FUTURES AND FOREIGN OPTIONS SECURED AMOUNTS

Amount required to be set aside pursuant to law, rule or regulation of a foreign government or a rule of a self-regulatory organization authorized thereunder		\$ 0	7305
1. Net ledger balance - Foreign Futures and Foreign Options Trading - All Customers			
A. Cash		\$ 10,473,103	7315
B. Securities (at market)		\$ 0	7317
2. Net unrealized profit (loss) in open futures contracts traded on a foreign board of trade		\$ 69,480	7325
3. Exchange traded options			
A. Market value of open option contracts purchased on a foreign board of trade		\$ 29,825	7335
B. Market value of open option contracts granted (sold) on a foreign board of trade		\$(26,021)	7337
4. Net equity (deficit) (add lines 1, 2, and 3)		\$ 10,546,387	7345
5. Accounts liquidating to a deficit and accounts with debit balances - gross amount		\$ 4,632	7351
Less: amount offset by customer owned securities		\$ 0	7352
6. Amount to be set aside as the secured amount - Net Liquidating Equity Method (add lines 4 and 5)		\$ 10,551,019	7355
7. Greater of amount required to be set aside pursuant to foreign jurisdiction (above) or line 6.		\$ 10,551,019	7360

**FINANCIAL AND OPERATIONAL COMBINED UNIFORM SINGLE REPORT
PART II**

BROKER OR DEALER:

WEDBUSH SECURITIES INC.

as of: 09/30/2019

FINANCIAL AND OPERATIONAL DATA

1.	Month end total number of stock record breaks unresolved over three business days	<u>Valuation</u>		<u>Number</u>	
	A. breaks long	0	4890	0	4900
	B. breaks short	0	4910	0	4920
2.	Is the firm in compliance with Rule 17a-13 regarding periodic count and verification of securities positions and locations at least once in each calendar quarter? (Check one)	Yes	<input checked="" type="checkbox"/>	4930	No <input type="checkbox"/> 4940
	A) If response is negative attach explanation of steps being taken to comply with Rule 17a-13				
3.	Personnel employed at end of reporting period:				
	A. Income producing personnel			314	4950
	B. Non-income producing personnel (all other)			488	4960
	C. Total			802	4970
4.	Actual number of tickets executed during current month of reporting period			1,403,412	4980
5.	Number of corrected customer confirmations mailed after settlement date			4,894	4990
6.	Money differences	0	5000	0	5010
7.	Security suspense accounts	0	5040	0	5050
8.	Security difference accounts	0	5080	0	5090
9.	Commodity suspense accounts	0	5120	0	5130
10.	Open transactions with correspondents, other brokers, clearing organizations, depositories and interoffice and inter-company accounts which could result in a charge - unresolved amounts over 30 calendar days	0	5160	\$ 0	5170
		0	5180	0	5190
11.	Bank account reconciliations-unresolved amounts over 30 calendar days	0	5200	\$ 0	5210
		0	5220	0	5230
12.	Open transfers over 40 calendar days, not confirmed	0	5240	\$ 0	5250
		0	5260	0	5270
13.	Transactions in reorganization accounts-over 60 calendar days	0	5280	\$ 0	5290
		0	5300	0	5310
14.	Total	0	5320	\$ 0	5330
		0	5340	0	5350
15.	Failed to deliver 11 business days or longer (21 business days or longer in the case of Municipal Securities)	0	5360	0	5361
		0	5362	\$ 0	5362
16.	Failed to receive 11 business days or longer (21 business days or longer in the case of Municipal Securities)	0	5363	0	5364
		0	5365	\$ 0	5365
17.	Security concentrations (See instructions in Part I):				
	A. Proprietary positions			\$ 0	5370
	B. Customers' accounts under Rule 15c3-3			\$ 0	5374
18.	Total of personal capital borrowings due within six months			\$ 0	5378
19.	Maximum haircuts on underwriting commitments during the period			\$ 6,367,838	5380
20.	Planned capital expenditures for business expansion during the next six months			\$ 0	5382
21.	Liabilities of other individuals or organizations guaranteed by respondent			\$ 694,610	5384
22.	Lease and rentals payable within one year			\$ 7,930,789	5386
23.	Aggregate lease and rental commitments payable for entire term of the lease				
	A. Gross			\$ 35,888,547	5388
	B. Net			\$ 35,888,547	5390

**FINANCIAL AND OPERATIONAL COMBINED UNIFORM SINGLE REPORT
PART II**

BROKER OR DEALER:	WEDBUSH SECURITIES INC.	as of: 09/30/2019
--------------------------	-------------------------	-------------------

EXCHANGE SUPPLEMENTARY INFORMATION

1. Capital to be withdrawn within 6 months	\$ 0	8000
2. Subordinated debt maturing within 6 months	0	8010
3. Subordinated debt due to mature within 6 months that you plan to renew	0	8020
4. Additional capital requirement for excess margin on Reverse Repurchase Agreements	0	8045

if Adjusted Net Capital is less than \$2,000,000 please complete lines 5 through 8:

5. Number of Associated Persons	0	8100
6. Number of Branch Offices	0	8110
7. Number of Guaranteed Introducing Brokers	0	8120
8. Number of Guaranteed Introducing Broker Branch Offices	0	8130

Futures Commission Merchants offering off-exchange foreign currency futures ("forex") to retail customers

9. Is the firm a registered Futures Commission Merchant ("FCM") that offers to be or acts as a counterparty to retail foreign exchange transactions or a Retail Foreign Exchange Dealer ("RFED")?	No	8135
10. Gross revenue from Forex transactions with retail customers	0	8140
11. total net aggregate notional value of all open forex transactions in retail customer and non-customer (not proprietary) accounts	0	8150
12. Total aggregate retail forex assets [Reference CFTC Regulation 5.1(b)]	0.00	8160
13. Total amount of retail forex obligation [Reference CFTC Regulation 5.1(l)]	0.00	8170
14. Retail forex related Minimum Dollar Amount Requirement reported in Other NFA Requirement, Box 7475, Statement of Computation of the Minimum Capital Requirements, Line C.		

A. If offering to be or engaging as a counterparty in retail foreign exchange enter \$20 million	0.00	8175
B. 5% of all liabilities the Forex Dealer Member ("FDM") owes to customers and eligible contract participant (ECP) counterparties that are not an affiliate of the FDM and are not acting as a dealer exceeding \$10,000,000	0.00	8190
C. 10% of all liabilities the FDM owes to ECP counterparties that are an affiliate of the FDM not acting as a dealer	0.00	8195
D. 10% of all liabilities ECP counterparties that are an affiliate of the FDM and acting as a dealer owe to their customers (including ECPs), including liabilities related to retail commodity transactions as described in 2(c)(2)(D) of the Act	0.00	8200
E. 10% of all liabilities the FDM owes to ECP counterparties acting as a dealer that are not an affiliate of the FDM, including liabilities related to retail commodity transactions as described in 2(c)(2)(D) of the Act	0.00	8205
F. Sum of 14.A. - 14.E.	0.00	8210

15. Is the firm an IB? No 8740

16. The aggregate performance bond requirement for all Customer and House accounts containing CME-cleared IRS positions. (Applicable for FCMs and broker-dealers which clear CME-cleared IRS products for customer or house accounts) \$ 0 8750

General Comments: